



Providing quality craft designs on the web since 1999

This quality craft pattern is brought to you by

[www.craftdesigns4you.com](http://www.craftdesigns4you.com)

Craft Designs for You  
PO Box 26309  
Charlotte NC 28221-6309

© 2006 ~ Cherie Marie Leck and Craft Designs for You

All rights reserved. Unauthorized Duplication in any form is a violation of copyright laws. All patterns are for personal use only. Please contact us for permission regarding selling the finished product.

Join our **\*Members Only\*** Online Pattern Club  
to receive over 225 patterns in Cross Stitch, Plastic Canvas, Beading and Crochet  
available to print instantly: [www.craftdesigns4you.com/promo.htm](http://www.craftdesigns4you.com/promo.htm)

If you have any questions or comments, please email us at:  
[customerservice@craftdesigns4you.com](mailto:customerservice@craftdesigns4you.com)

*For Free Patterns, Instructions, Tips, a Free Newsletter and More,  
Visit us on the web: [www.craftdesigns4you.com](http://www.craftdesigns4you.com)*




**Pattern Name:** Long Stitch Spring Ducky Coaster/Magnet  
**Copyright:** Copyright 2006 by Sydney J. Leck (age 8)  
**Company:** www.craftdesigns4you.com  
**Pattern:** Complimentary Pattern from Craft Designs for You  
**Materials:** 7-count Clear Plastic Canvas  
**Size:** 2-3/4" square



**French Knots:**

Symbol	Strands	Type	Number	Color
●	1	4-ply	312	Red Heart Black

**Long and Back Stitches:**

Symbol	Strands	Type	Number	Color
	2	4-Ply	324	Red Heart Bright Yellow
	2	4-Ply	354	Red Heart Vibrant Orange
	1	4-Ply	373	Red Heart Petal Pink

**Instructions:**

Cut one piece of canvas 20 holes x 20 holes. Stitch with #16 Tapestry needle and 4-ply yarn using 2 strands of yarn for Duck Face and Beak, and using 1 strand of yarn for French Knot eyes, all background stitches and overcast stitches. Attach magnet on back if desired.

